

Aba Vip

Massimo Belloni 1995/2008

Lampade con struttura in metallo nichel satinato. Paralume nei tessuti della collezione. Chiusura inferiore e superiore totale in plexiglas.

Lamps with structure in nickel satin metal. Shade in the fabrics of the collection. Complete bottom and top closure in plexiglas.

Lampen mit Struktur aus Metall Nickel satiniert. Schirm in den verschiedenen Materialien der Kollektion. Ganze Ober- und Unterabdeckung aus Plexiglas.

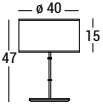

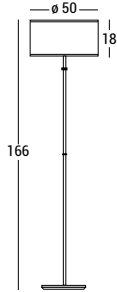
Lampes avec structure en métal nickel satiné. Abat-jour dans les tissus de la collection. Fermeture inférieure et supérieure complète en plexiglas.

Lámparas con estructura en níquel satinado. Pantalla en los tejidos de la colección. Cierre inferior y superior total en plexiglas.

9403






































Tavolo Table


Terra Floor

codice code	cavo elettrico cm electric cable cm	imballo cm imballo cm	SH = Shade ST = structure	peso netto kg. net weight kg.	peso lordo kg. gross weight kg.	lampadina bulb
9403-03 LARGE		SH 45 x 45 x 28 h. ST 30 x 30 x 60 h.	3,4 4,5	4,2 5,3	1 x max 60W - E27 oppure/or 1 x 8W LED - E27	CE □ △ 0,5m
9403-01 SMALL		SH 31 x 31 x 32 h. ST 30 x 30 x 60 h.	1,7 2,5	2,2 3,3	1 x max 40W - E14 oppure/or 1 x 5W LED - E14	€ □ △ 0,3m
9403-11		SH 55 x 55 x 35 h. ST 36 x 36 x 184 h.	4,5 8,5	6 12,5	1 x max 100W E27 Dimmer	CE ⊥ △ 0,5m

Lampadina esclusa / Bulb not included

Lampadine Bulbs

42W - E14 oliva		15W - G13 fluorescente	
25/40/42/60W - E14		30/36W G13 fluorescente	
60W - E27 sfera		14W - G5 fluorescente	
60/70/100/105/150W - E27		28W - G5 fluorescente	
4/5W - E14 sfera led		49W - G5 fluorescente	
8/10/10,5W - E27 goccia led		50W GU10 alogena	
40/60/75W - E14 alogena		3W Led	
60/100/150/250W - E27 alogena		7W Led	
100/150W - B15 alogena		22W Led	
60/100/150/250W R7s 78 mm alogena		7W Led - GU10	
100/150/200/300W R7s 117 mm alogena		20 W - E27 fluorescente	
9W - G23 fluorescente		7W Led	
11W - 2G7 fluorescente		4/8/13/17W - Led	
18/24/36W - 2G11 fluorescente		7/12/14/15/24,5/58W - Led	
11W - E14 fluorescente		20W - 12V - G4 alogena	
25W - E27 fluorescente		28/33/42/60W - G9 alogena	
16W - E27 globo led		2W - 12V G4 led	
8W - E14 fluorescente		3/5W - G9 led	
15W - E27 fluorescente			

Note:  Simbolo di conferma che la lampadina viene fornita con la lampada
Symbol that confirms that the bulb is supplied with the lamp.

La tensione s'intende 230V, 50/60HZ o 120V, 60HZ a seconda dei paesi.
Voltage: 230V, 50/60HZ or 120V, 60 HZ according to the country.

Le lampadine incandescenti possono essere sostituite dalle corrispondenti alogene.
The incandescent bulbs can be replaced by the corresponding halogen ones.

• for USA **E14 becomes E12**
E27 becomes E26

I lumen non sempre corrispondono. Verificare sempre le dimensioni. Rif. Leuci
Lumen don't always match. Always check the dimensions. Ref. Leuci