

# Kimilla

## Umberto Asnago 2003

Lampade con struttura in metallo nichel satinato. Diffusore in vetro soffiato trasparente/acidato o fumé. Appliques solo vetro trasparente/acidato.

Lamps with metal structure in nickel satin. Shade in blown glass: transparent/mat or fumé. Wall lamps only transparent/mat shade.

Lampen mit Struktur aus Metall Nickel satiniert. Schirm aus geblasenem Glas: Transparent/Matt oder Fumé. Wandleuchten nur aus transparent/matt geblasenem Glas.

Lampes avec structure en métal nickel satiné. Abat-jour en verre soufflé: transparent/mat ou fumé. Appliques seulement en verre soufflé transparent/mat.

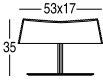





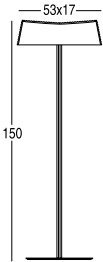


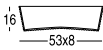




Lámparas con estructura en metal niquelado satinado. Difusor de cristal soplado transparente/al ácido o fumé. Appliques sólo cristal transparente/al ácido.

0312

Tavolo Table






































Terra Floor


Appique Wall

codice code		cavo elettrico cm electric cable cm	imballo cm imballo cm	SH = Shade ST = structure	peso netto kg. net weight kg.	peso lordo kg. gross weight kg.	lampadina bulb	
<b>0312-03</b> LARGE		160	68 x 68 x 35 h.		7	9,8	 2 x max 60W E27  Dimmer	CE □ ▽ 0,5m
<b>0312-01</b> SMALL		160	45 x 45 x 28 h.		3,5	4,3	 1 x max 60W G9 alogena  Dimmer	CE □ ▽ 0,5m
<b>0312-10</b>		200	SH 31 x 31 x 82 h. ST 30 x 60 x 176 h.		3 6,7	4 8,5	 2 x max 100W E27  Dimmer	CE □ ▽ 0,5m
<b>0312-33</b> LARGE			68 x 68 x 35 h.		3,4	4,4	 1 x max 36W Dulux-2G11 FL	CE □ ▽ 0,5m
<b>0312-31</b> SMALL			31 x 31 x 32 h.		1,4	2	 1 x max 60W - G9 alogena oppure/or  1 x 5W LED - G9	CE □ ▽ 0,5m

Lampadina esclusa / Bulb not included

# Lampadine Bulbs

42W - E14 oliva		15W - G13 fluorescente	
25/40/42/60W - E14		30/36W G13 fluorescente	
60W - E27 sfera		14W - G5 fluorescente	
60/70/100/105/150W - E27		28W - G5 fluorescente	
4/5W - E14 sfera led		49W - G5 fluorescente	
8/10/10,5W - E27 goccia led		50W GU10 alogena	
40/60/75W - E14 alogena		3W Led	
60/100/150/250W - E27 alogena		7W Led	
100/150W - B15 alogena		22W Led	
60/100/150/250W R7s 78 mm alogena		7W Led - GU10	
100/150/200/300W R7s 117 mm alogena		20 W - E27 fluorescente	
9W - G23 fluorescente		7W Led	
11W - 2G7 fluorescente		4/8/13/17W - Led	
18/24/36W - 2G11 fluorescente		7/12/14/15/24,5/58W - Led	
11W - E14 fluorescente		20W - 12V - G4 alogena	
25W - E27 fluorescente		28/33/42/60W - G9 alogena	
16W - E27 globo led		2W - 12V G4 led	
8W - E14 fluorescente		3/5W - G9 led	
15W - E27 fluorescente			

Note:  Simbolo di conferma che la lampadina viene fornita con la lampada  
*Symbol that confirms that the bulb is supplied with the lamp.*

La tensione s'intende 230V, 50/60HZ o 120V, 60HZ a seconda dei paesi.  
*Voltage: 230V, 50/60HZ or 120V, 60 HZ according to the country.*

Le lampadine incandescenti possono essere sostituite dalle corrispondenti alogene.  
*The incandescent bulbs can be replaced by the corresponding halogen ones.*

• for USA **E14 becomes E12**  
**E27 becomes E26**

I lumen non sempre corrispondono. Verificare sempre le dimensioni. Rif. Leuci  
*Lumen don't always match. Always check the dimensions. Ref. Leuci*